

# Nickinovich & Associates

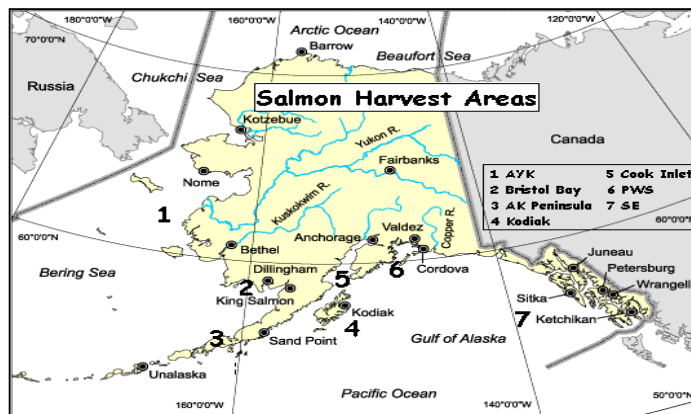
## 2021 Salmon Forecast & Harvest to Date Compared to 2020 Harvest

Catch as of:  
21-Aug-21

(Shown in Thousands of Fish)

Fishing Regions	King		Red		Coho		Pink		Chum	
	2020	2021	2020	2021	2020	2021	2020	2021	2020	2021
	Actual	F'cast	Actual	F'cast	Actual	F'cast	Actual	F'cast	Actual	F'cast
Arctic-Yukon-Kusko <i>Catch Totdate:</i>	61	10	145	20	55	100	13	50	200	570
Westward Region										
Kodiak <i>Catch Totdate:</i>	87	78	1,524	2,023	441	419	21,551	22,504	368	734
Chignik <i>Catch Totdate:</i>	06	06	0	165	0	114	0	2,657	0	177
S Peninsula/Aleutians <i>Catch Totdate:</i>	21	17	1,069	1,943	183	299	5,050	12,930	913	1,090
North Peninsula <i>Catch Totdate:</i>	11	22	1,780	2,789	48	55	30	143	56	124
Central Region										
Prince William Sound <i>Catch Totdate:</i>	77	87	942	2,060	289	516	23,004	54,857	2,017	2,262
Cook Inlet <i>Catch Totdate:</i>	44	66	877	2,152	143	226	2,861	2,771	43	161
Bristol Bay <i>Catch Totdate:</i>	10	31	39,580	34,560	114	137	72	9	293	1,169
Southeast Region <i>Catch Totdate:</i>	215	191	458	883	1,163	1,940	8,083	28,288	4,696	8,985
<b>Total Alaska</b>	272	269	46,375	46,577	2,437	3,807	60,665	124,210	8,587	15,272
<i>Catch Totdate:</i>		190		53,218		1,238		115,428		8,122

Percent of 2020 Catch	70%	115%	51%	190%	95%
Percent of 2021 Forecast	71%	114%	33%	93%	53%

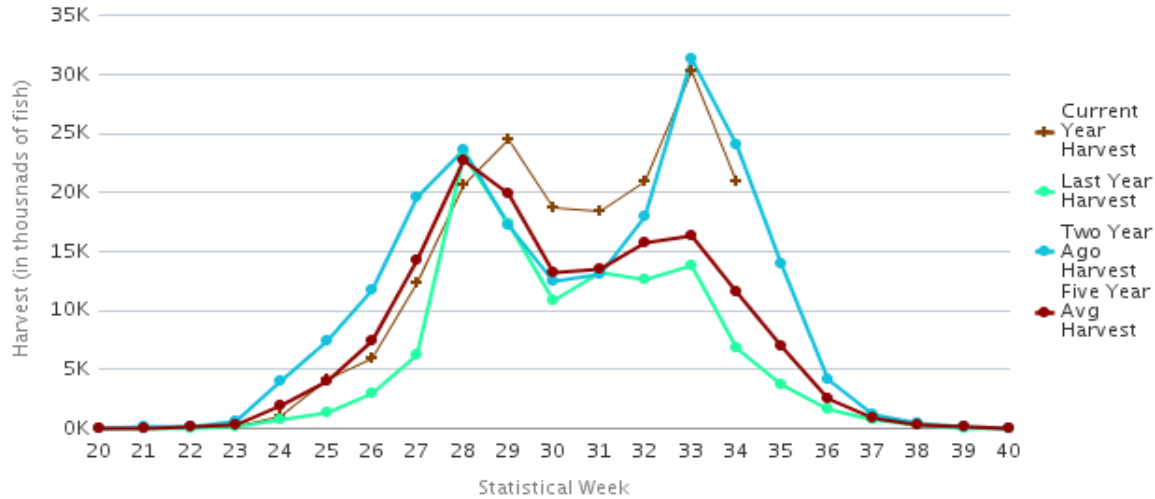


Source: ADF&G

# Alaska Salmon Harvest Timing Graphs, Week 34, 21 August 2021

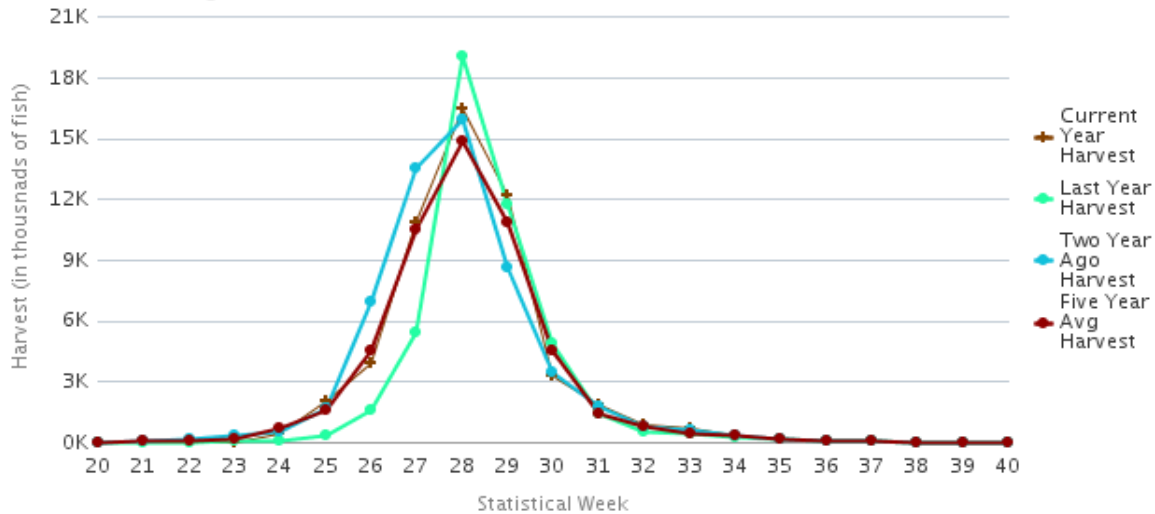
Inseason Timing Chart

## All Alaska Salmon



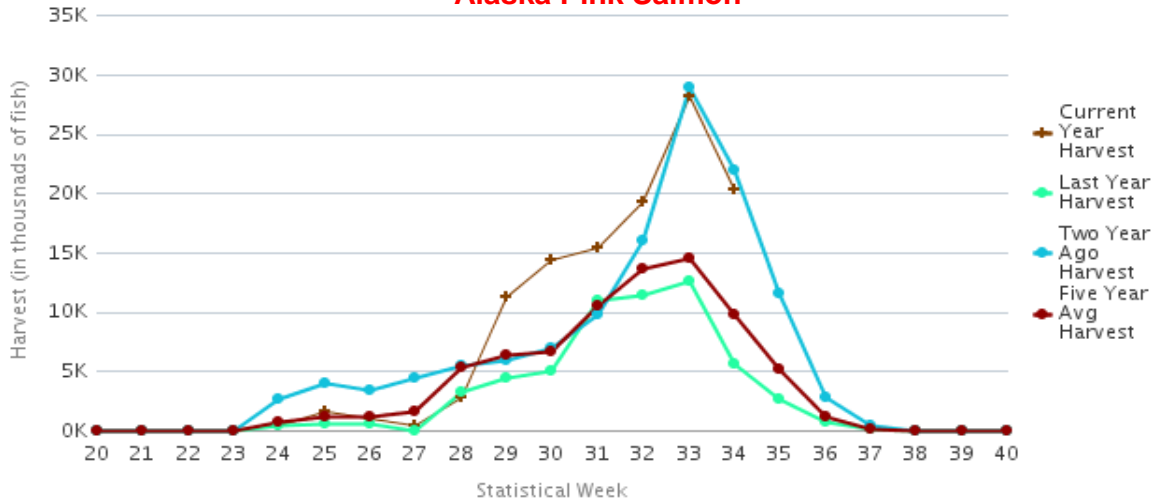
Inseason Timing Chart

## Alaska Red Salmon



Inseason Timing Chart

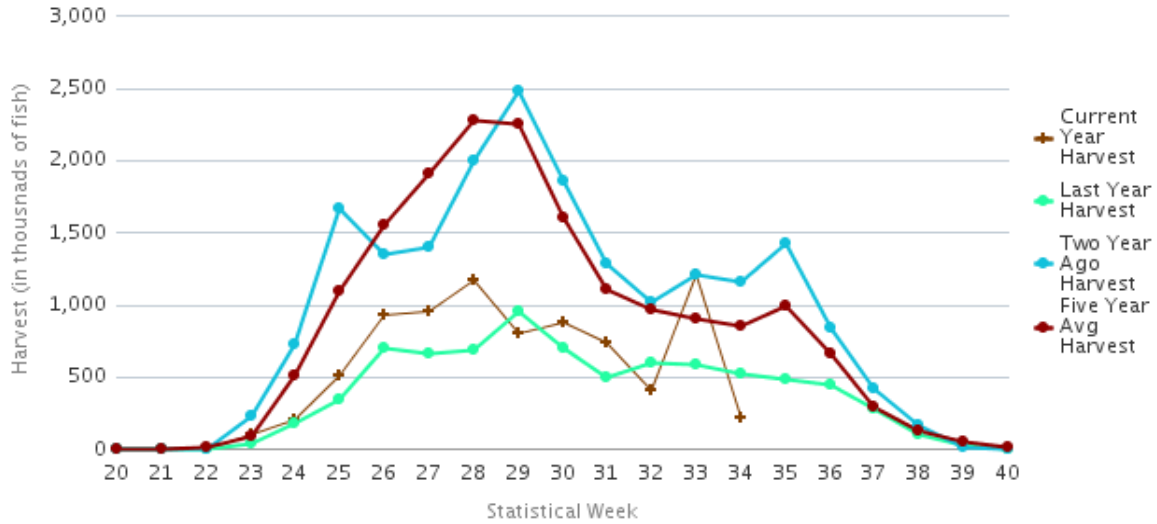
## Alaska Pink Salmon



# Alaska Salmon Harvest Timing Graphs, Week 34, 21 August 2021

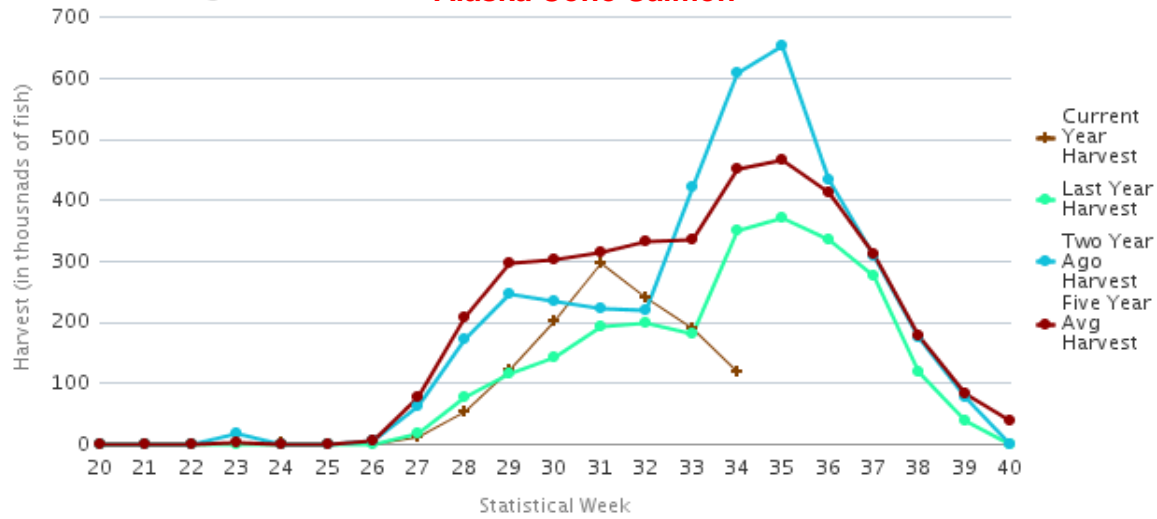
Inseason Timing Chart

## Alaska Chum Salmon



Inseason Timing Chart

## Alaska Coho Salmon



Inseason Timing Chart

## Alaska King Salmon

