

Nickinovich & Associates

2021 Salmon Forecast & Harvest to Date Compared to 2020 Harvest

Catch as of:

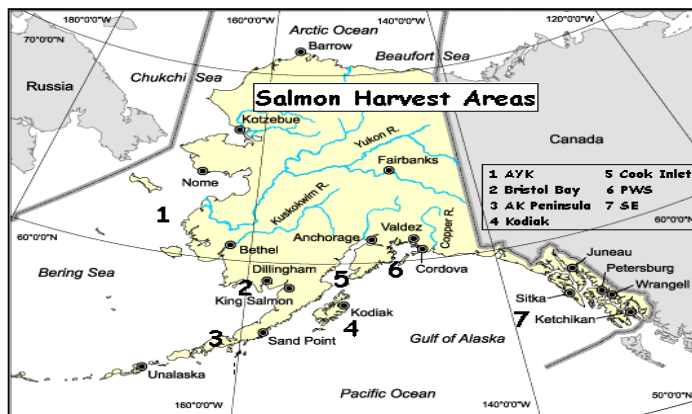
26-Jun-21

(Shown in Thousands of Fish)

Fishing Regions	King		Red		Coho		Pink		Chum	
	2020 Actual	2021 F'cast	2020 Actual	2021 F'cast	2020 Actual	2021 F'cast	2020 Actual	2021 F'cast	2020 Actual	2021 F'cast
Arctic-Yukon-Kusko <i>Catch Totdate:</i>	6	1 0	145	2 0	55	100 0	13	50 0	200	570 0
Westward Region										
Kodiak <i>Catch Totdate:</i>	8	7 0	1,524	2,023 368	441	419 0	21,551	22,504 44	368	734 30
Chignik <i>Catch Totdate:</i>	0	6 0	0	165 0	0	114 0	0	2,657 0	0	177 0
S Peninsula/Aleutians <i>Catch Totdate:</i>	21	17 1	1,069	1,943 2,844	183	299 3	5,050	12,930 3,000	913	1,090 694
North Peninsula <i>Catch Totdate:</i>	1	2 1	1,780	2,789 139	48	55 0	30	143 0	56	124 0
Central Region										
Prince William Sound <i>Catch Totdate:</i>	7	8 7	942	2,060 420	289	516 0	23,004	54,857 1	2,017	2,262 712
Cook Inlet <i>Catch Totdate:</i>	4	6 1	877	2,152 81	143	226 0	2,861	2,771 0	43	161 0
Bristol Bay <i>Catch Totdate:</i>	10	31 0	39,580	34,560 579	114	137 0	72	9 0	293	1,169 0
Southeast Region <i>Catch Totdate:</i>	215	191 35	458	883 1	1,163	1,940 0	8,083	28,288 5	4,696	8,985 12
Total Alaska <i>Catch Totdate:</i>	272	269 45	46,375	46,577 4,432	2,437	3,807 3	60,665	124,210 3,050	8,587	15,272 1,448

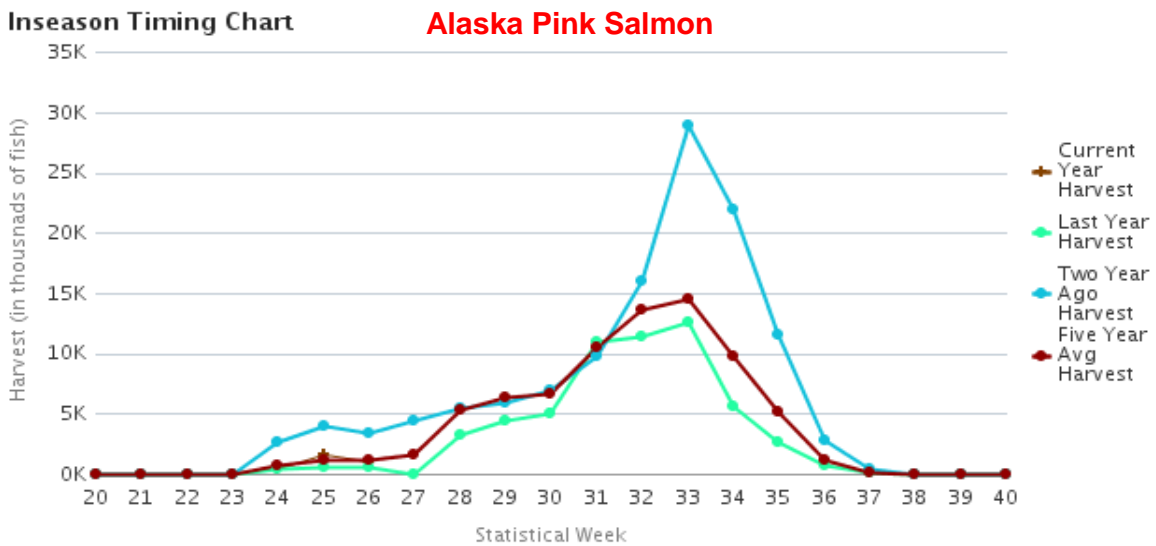
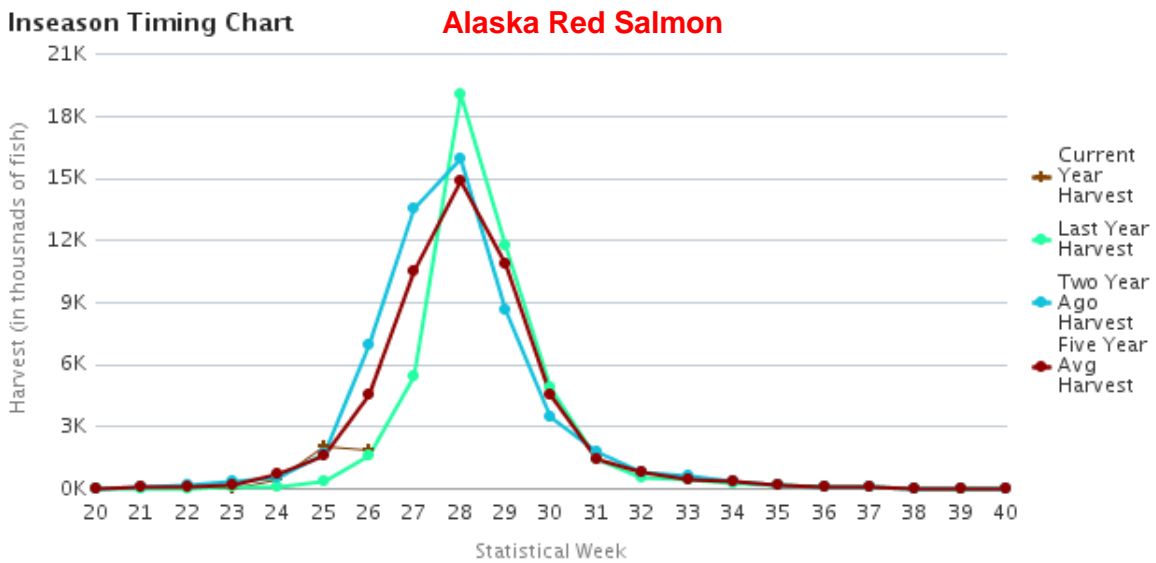
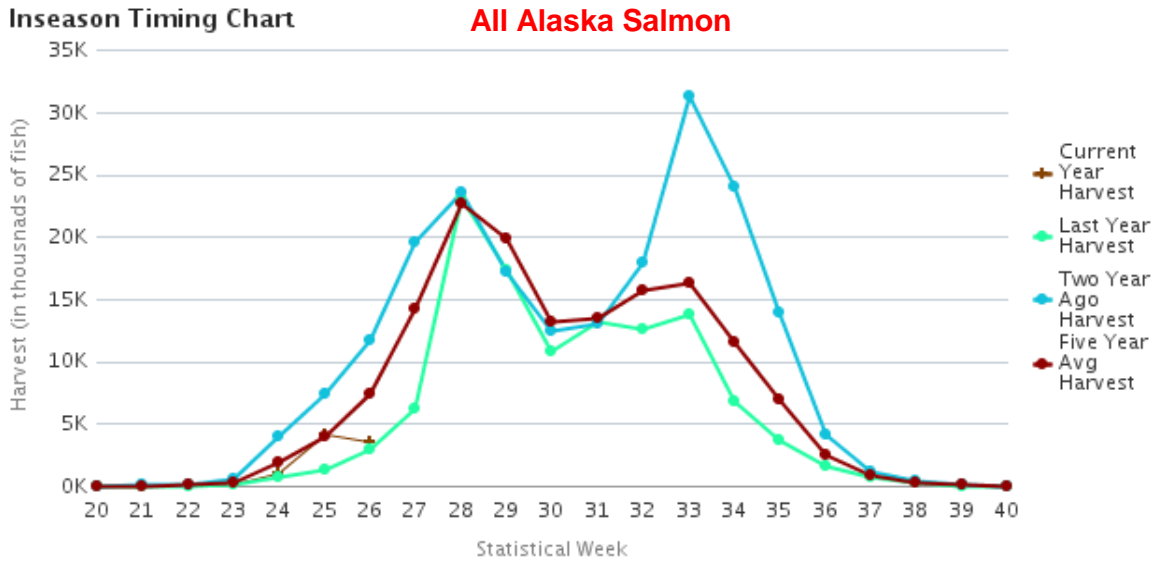
Percent of 2020 Catch
Percent of 2021 Forecast

17%	10%	0%	5%	17%
17%	10%	0%	2%	9%



Source: ADF&G

Alaska Salmon Harvest Timing Graphs, Week 26, 26 June 2021



Alaska Salmon Harvest Timing Graphs, Week 26, 26 June 2021

