

# Nickinovich & Associates

## 2020 Salmon Forecast & Harvest to Date Compared to 2019 Harvest

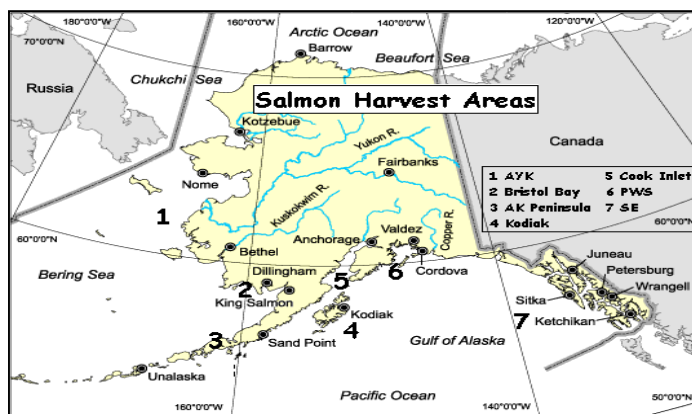
**Catch as of:**  
**11-Jul-20**

(Shown in Thousands of Fish)

Fishing Regions	King		Red		Coho		Pink		Chum	
	2019 Actual	2020 F'cast	2019 Actual	2020 F'cast	2019 Actual	2020 F'cast	2019 Actual	2020 F'cast	2019 Actual	2020 F'cast
Arctic-Yukon-Kusko <i>Catch Totdate:</i>	5	5 <b>1</b>	7	7 <b>0</b>	196	290 <b>0</b>	87	50 <b>8</b>	1,141	2,116 <b>28</b>
Westward Region										
Kodiak <i>Catch Totdate:</i>	8	7 <b>3</b>	2,179	1,812 <b>255</b>	396	438 <b>16</b>	33,119	12,200 <b>104</b>	549	810 <b>196</b>
Chignik <i>Catch Totdate:</i>	4	8 <b>0</b>	639	586 <b>0</b>	248	130 <b>0</b>	2,453	224 <b>0</b>	158	197 <b>0</b>
S Peninsula/Aleutians <i>Catch Totdate:</i>	22	23 <b>3</b>	1,631	2,374 <b>334</b>	523	317 <b>1</b>	20,790	450 <b>1,680</b>	1,338	1,080 <b>485</b>
North Peninsula <i>Catch Totdate:</i>	4	3 <b>1</b>	2,372	2,974 <b>223</b>	38	57 <b>0</b>	113	13 <b>0</b>	49	114 <b>1</b>
Central Region										
Prince William Sound <i>Catch Totdate:</i>	18	30 <b>4</b>	2,553	2,656 <b>819</b>	504	498 <b>0</b>	49,341	30,938 <b>781</b>	5,334	4,411 <b>1,546</b>
Cook Inlet <i>Catch Totdate:</i>	3	8 <b>1</b>	1,975	2,082 <b>282</b>	159	216 <b>1</b>	2,048	3,385 <b>5</b>	179	256 <b>6</b>
Bristol Bay <i>Catch Totdate:</i>	31	40 <b>5</b>	42,968	34,560 <b>20,444</b>	76	121 <b>0</b>	6	909 <b>0</b>	1,379	1,321 <b>236</b>
Southeast Region <i>Catch Totdate:</i>	177	197 <b>93</b>	878	1,098 <b>11</b>	1,652	2,140 <b>34</b>	21,106	12,382 <b>84</b>	8,417	9,174 <b>255</b>
<b>Total Alaska</b> <i>Catch Totdate:</i>	272	320 <b>111</b>	55,202	48,147 <b>22,368</b>	3,792	4,209 <b>52</b>	129,063	60,551 <b>2,662</b>	18,543	19,478 <b>2,753</b>

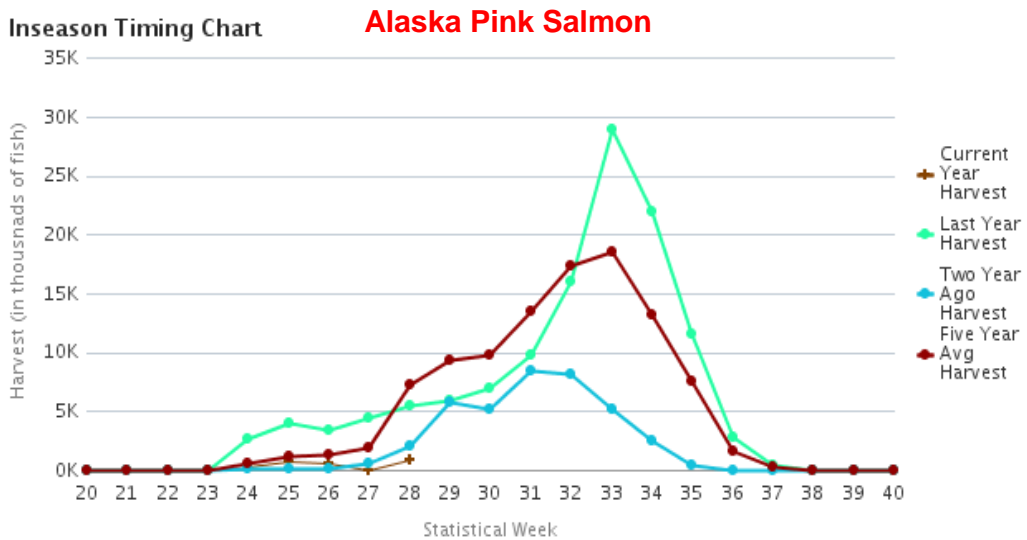
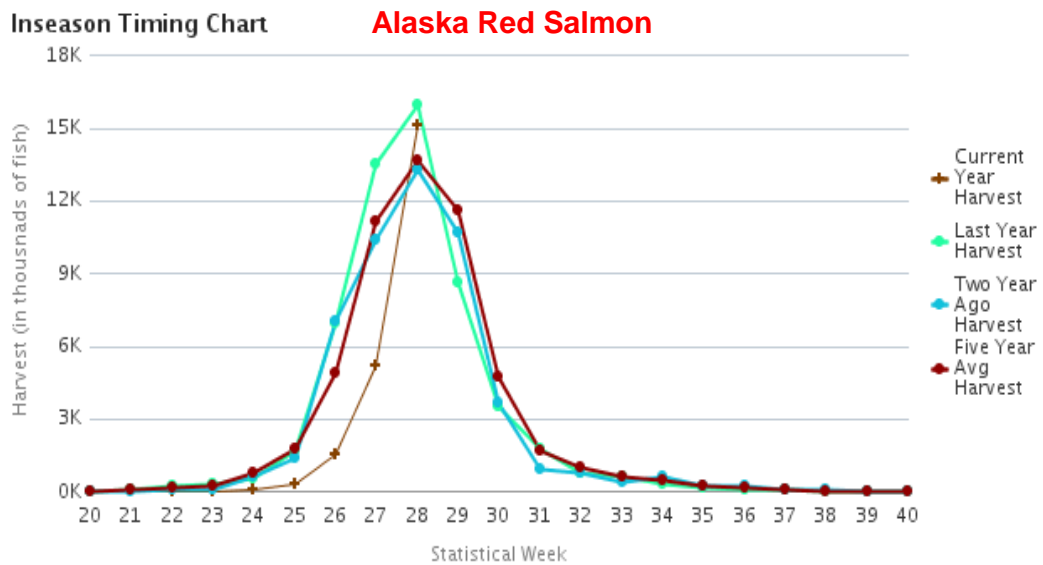
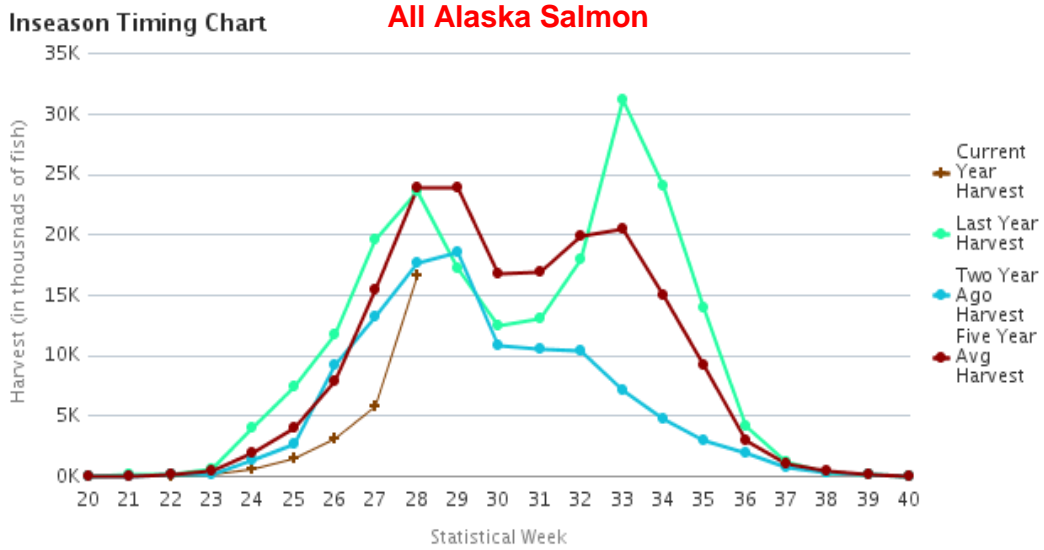
Percent of 2019 Catch  
Percent of 2020 Forecast

<b>41%</b>	<b>41%</b>	<b>1%</b>	<b>2%</b>	<b>15%</b>
<b>35%</b>	<b>46%</b>	<b>1%</b>	<b>4%</b>	<b>14%</b>



Source: ADF&G

# Alaska Salmon Harvest Timing Graphs, Week 28, 11 July 20



# Alaska Salmon Harvest Timing Graphs, Week 28, 11 July 2020

