

# Nickinovich & Associates

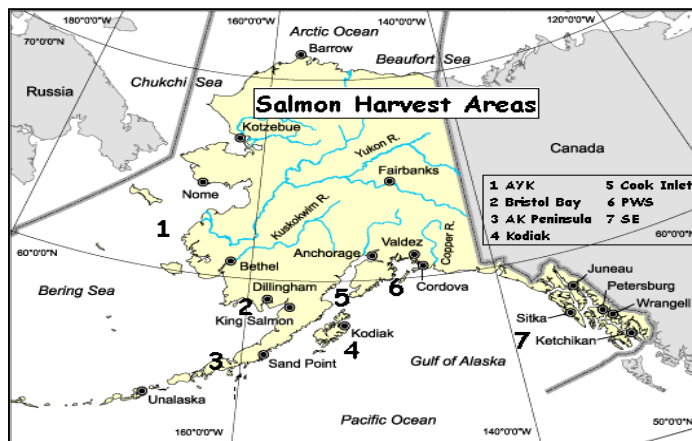
## 2018 Salmon Forecast & Harvest to Date Compared to 2017 Harvest

**Catch as of:**  
**07-Jul-18**

(Shown in Thousands of Fish)

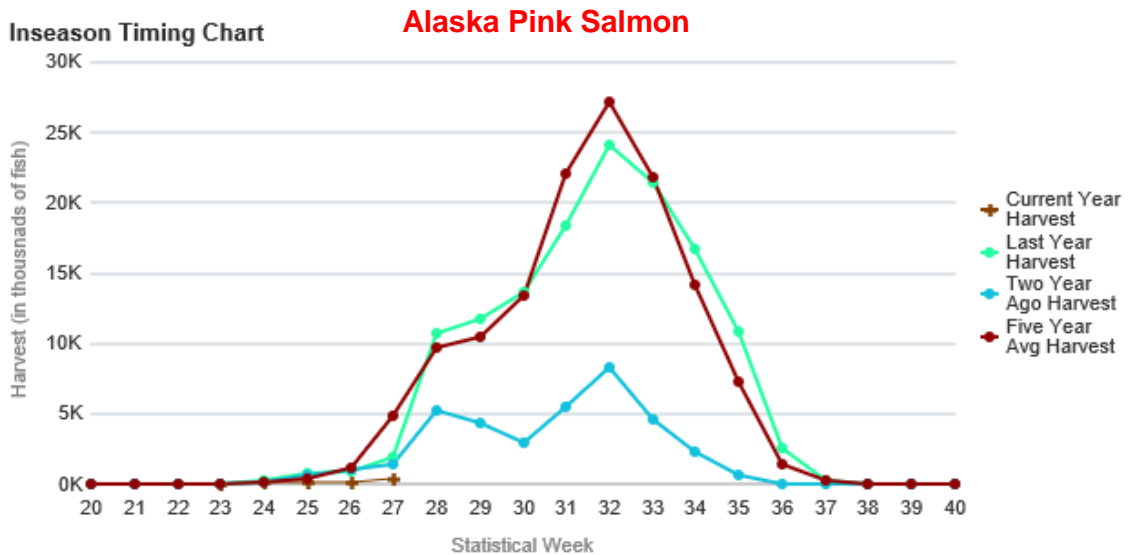
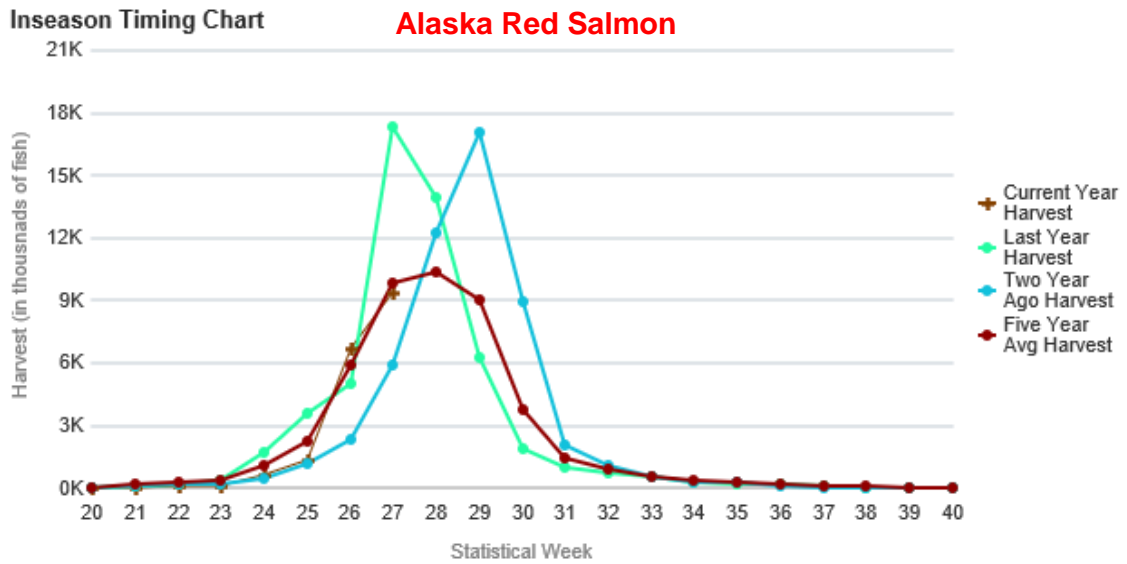
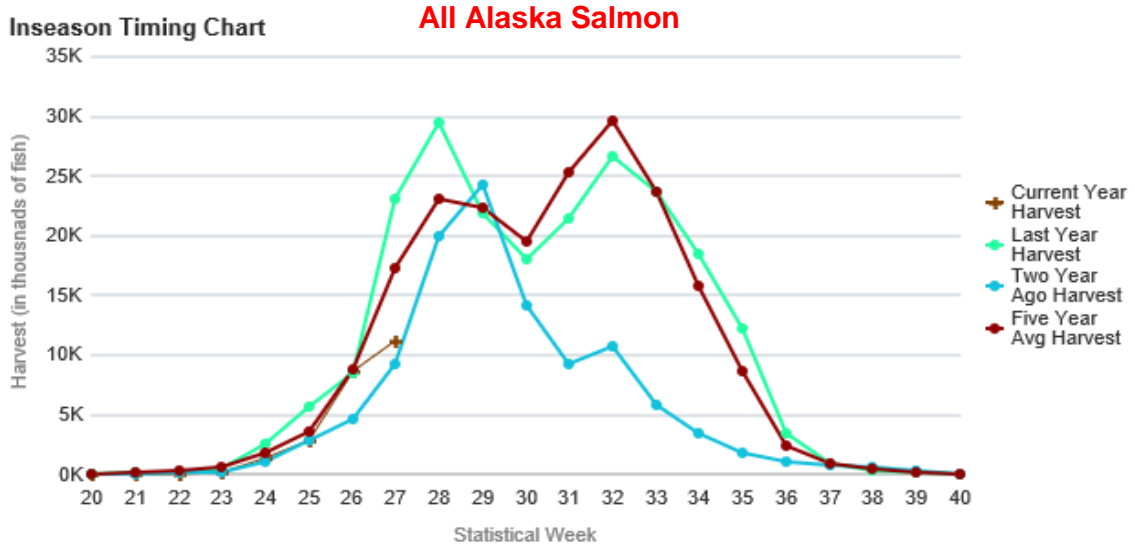
Fishing Regions	King		Red		Coho		Pink		Chum	
	2017 Actual	2018 F'cast	2017 Actual	2018 F'cast	2017 Actual	2018 F'cast	2017 Actual	2018 F'cast	2017 Actual	2018 F'cast
Arctic-Yukon-Kusko <i>Catch Totdate:</i>	1	4 <i>0</i>	3	4 <i>0</i>	328	320 <i>0</i>	19	50 <i>27</i>	1,670	3,475 <i>323</i>
Westward Region										
Kodiak <i>Catch Totdate:</i>	7	13 <i>1</i>	2,467	2,611 <i>212</i>	360	400 <i>0</i>	27,102	8,700 <i>12</i>	1,891	1,017 <i>176</i>
Chignik <i>Catch Totdate:</i>	4	9 <i>0</i>	894	834 <i>0</i>	226	114 <i>0</i>	7,064	702 <i>0</i>	609	208 <i>0</i>
S Peninsula/Aleutians <i>Catch Totdate:</i>	11	18 <i>5</i>	3,318	2,513 <i>823</i>	351	278 <i>1</i>	21,895	1,494 <i>342</i>	2,023	898 <i>538</i>
North Peninsula <i>Catch Totdate:</i>	3	2 <i>1</i>	3,799	2,556 <i>297</i>	7	55 <i>0</i>	7	11 <i>0</i>	29	125 <i>10</i>
Central Region										
Prince William Sound <i>Catch Totdate:</i>	14	14 <i>7</i>	1,427	1,825 <i>982</i>	554	408 <i>5</i>	48,701	32,752 <i>385</i>	5,423	4,001 <i>2,588</i>
Cook Inlet <i>Catch Totdate:</i>	8	8 <i>1</i>	2,131	2,354 <i>407</i>	305	207 <i>4</i>	2,162	2,057 <i>5</i>	439	278 <i>35</i>
Bristol Bay <i>Catch Totdate:</i>	39	32 <i>37</i>	37,683	37,598 <i>15,556</i>	240	158 <i>0</i>	35	917 <i>0</i>	1,780	993 <i>880</i>
Southeast Region <i>Catch Totdate:</i>	165	132 <i>46</i>	664	1,296 <i>13</i>	2,751	3,010 <i>8</i>	34,612	23,000 <i>10</i>	11,332	9,984 <i>659</i>
<b>Total Alaska</b> <i>Catch Totdate:</i>	251	231 <i>98</i>	52,384	51,589 <i>18,290</i>	5,123	4,949 <i>18</i>	141,597	69,682 <i>781</i>	25,196	20,977 <i>5,209</i>

Percent of 2017 Catch	<b>39%</b>	<b>35%</b>	<b>0%</b>	<b>1%</b>	<b>21%</b>
Percent of 2018 Forecast	<b>42%</b>	<b>35%</b>	<b>0%</b>	<b>1%</b>	<b>25%</b>



Source: ADF&G

# Alaska Salmon Harvest Timing Graphs, Week 27, 07 July 18



# Alaska Salmon Harvest Timing Graphs, Week 27, 07 July 18

