

Nickinovich & Associates

2018 Salmon Forecast & Harvest to Date Compared to 2017 Harvest

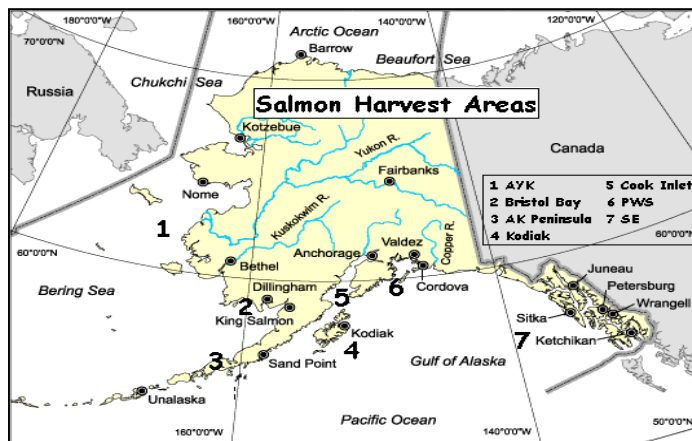
Catch as of:
04-Aug-18

(Shown in Thousands of Fish)

| Fishing Regions | King | | Red | | Coho | | Pink | | Chum | |
|--|----------------|----------------|----------------|----------------|----------------|----------------|----------------|----------------|----------------|----------------|
| | 2017 Actual | 2018 F'cast | 2017 Actual | 2018 F'cast | 2017 Actual | 2018 F'cast | 2017 Actual | 2018 F'cast | 2017 Actual | 2018 F'cast |
| Arctic-Yukon-Kusko <i>Catch Totdate:</i> | 1 | 4 | 3 | 4 | 328 | 320 | 19 | 50 | 1,670 | 3,475 |
| | | 0 | | 2 | | 47 | | 75 | | 1,179 |
| Westward Region | | | | | | | | | | |
| Kodiak <i>Catch Totdate:</i> | 7 | 13 | 2,467 | 2,611 | 360 | 400 | 27,102 | 8,700 | 1,891 | 1,017 |
| | | 2 | | 525 | | 62 | | 1,130 | | 408 |
| Chignik <i>Catch Totdate:</i> | 4 | 9 | 894 | 834 | 226 | 114 | 7,064 | 702 | 609 | 208 |
| | | 0 | | 0 | | 0 | | 0 | | 0 |
| S Peninsula/Aleutians <i>Catch Totdate:</i> | 11 | 18 | 3,318 | 2,513 | 351 | 278 | 21,895 | 1,494 | 2,023 | 898 |
| | | 18 | | 1,311 | | 257 | | 759 | | 969 |
| North Peninsula <i>Catch Totdate:</i> | 3 | 2 | 3,799 | 2,556 | 7 | 55 | 7 | 11 | 29 | 125 |
| | | 2 | | 1,786 | | 4 | | 7 | | 44 |
| Central Region | | | | | | | | | | |
| Prince William Sound <i>Catch Totdate:</i> | 14 | 14 | 1,427 | 1,825 | 554 | 408 | 48,701 | 32,752 | 5,423 | 4,001 |
| | | 7 | | 1,255 | | 10 | | 13,364 | | 3,242 |
| Cook Inlet <i>Catch Totdate:</i> | 8 | 8 | 2,131 | 2,354 | 305 | 207 | 2,162 | 2,057 | 439 | 278 |
| | | 3 | | 1,043 | | 165 | | 494 | | 170 |
| Bristol Bay <i>Catch Totdate:</i> | 39 | 32 | 37,683 | 37,598 | 240 | 158 | 35 | 917 | 1,780 | 993 |
| | | 41 | | 41,540 | | 19 | | 101 | | 1,358 |
| Southeast Region <i>Catch Totdate:</i> | 165 | 132 | 664 | 1,296 | 2,751 | 3,010 | 34,612 | 23,000 | 11,332 | 9,984 |
| | | 124 | | 173 | | 373 | | 1,941 | | 3,882 |
| Total Alaska <i>Catch Totdate:</i> | 251 | 231 | 52,384 | 51,589 | 5,123 | 4,949 | 141,597 | 69,682 | 25,196 | 20,977 |
| | | 197 | | 47,635 | | 937 | | 17,871 | | 11,252 |

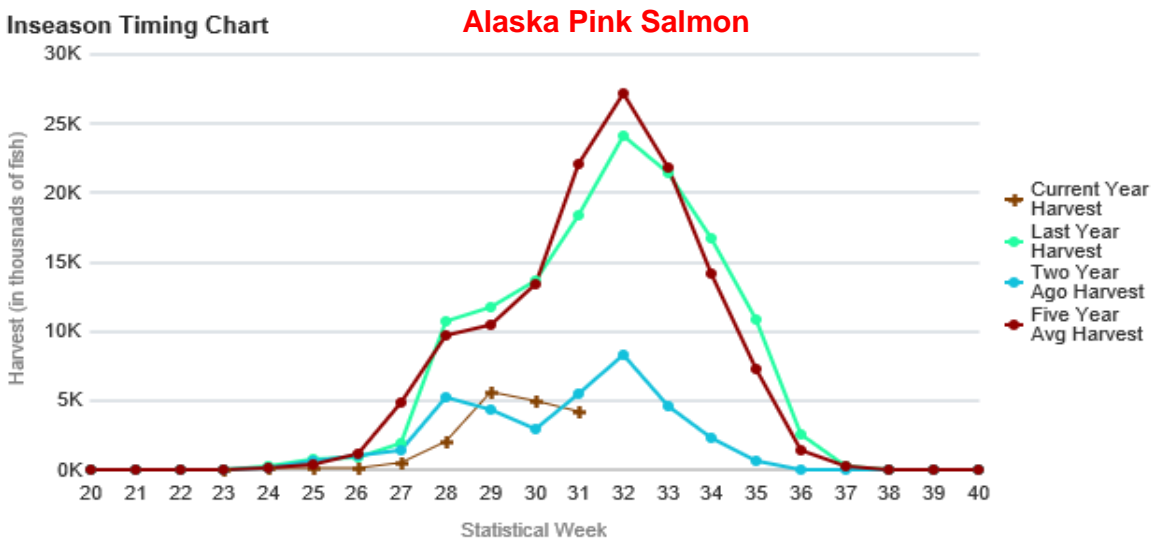
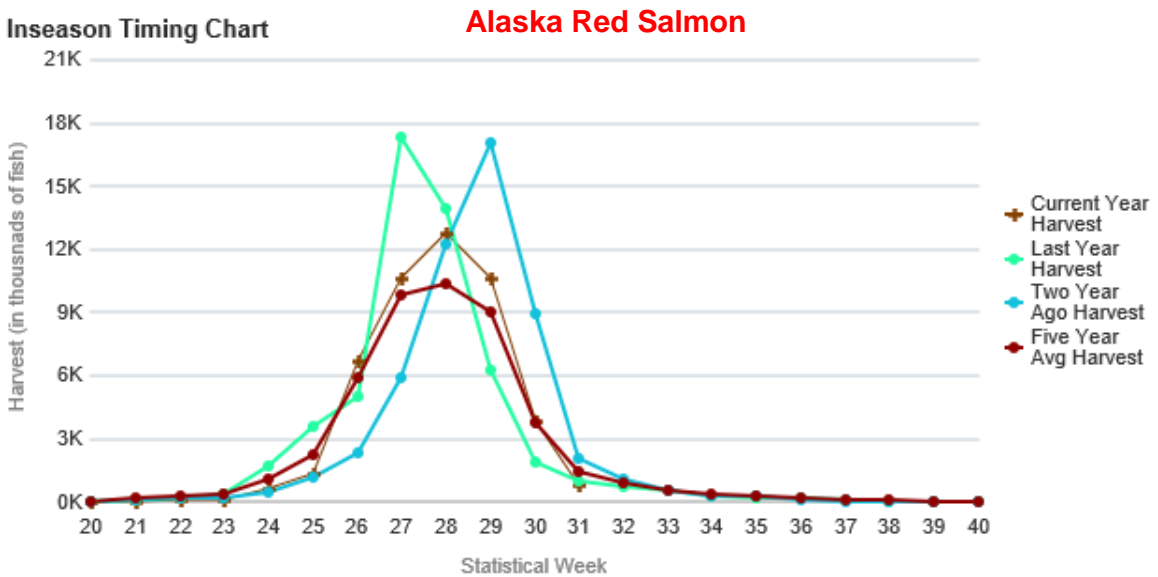
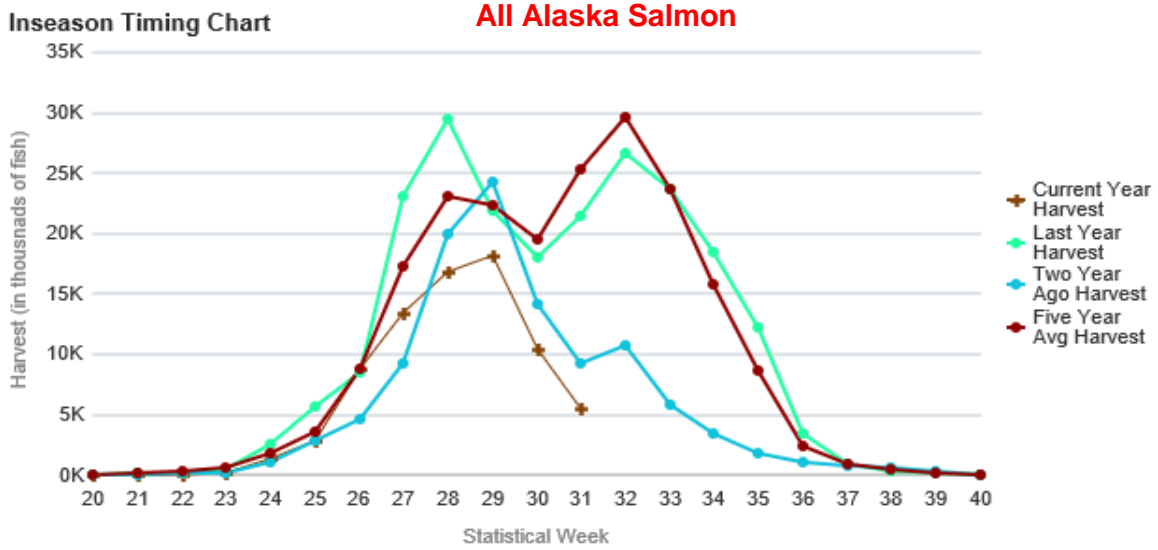
Percent of 2017 Catch
Percent of 2018 Forecast

78% **91%** **18%** **13%** **45%**
85% **92%** **19%** **26%** **54%**



Source: ADF&G

Alaska Salmon Harvest Timing Graphs, Week 31, 04 Aug 18



Alaska Salmon Harvest Timing Graphs, Week 31, 04 Aug 18

