

Nickinovich & Associates

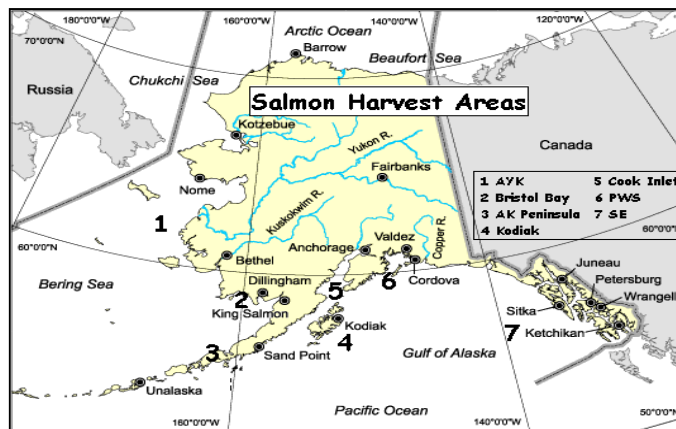
2017 Salmon Forecast & Harvest to Date Compared to 2016 Harvest

Catch as of:
19-Aug-17

(Shown in Thousands of Fish)

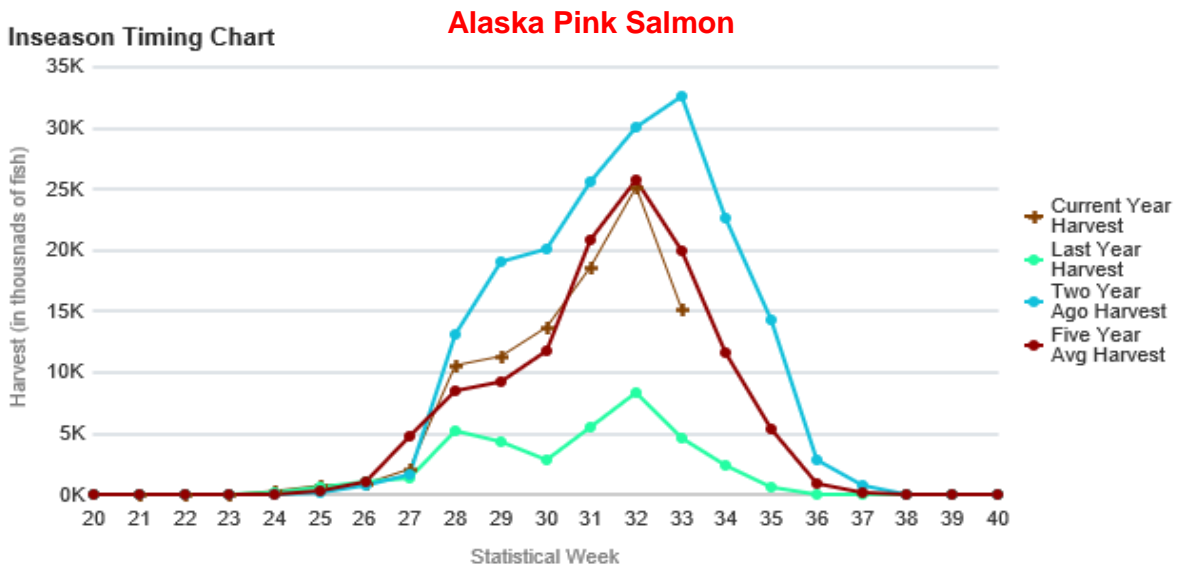
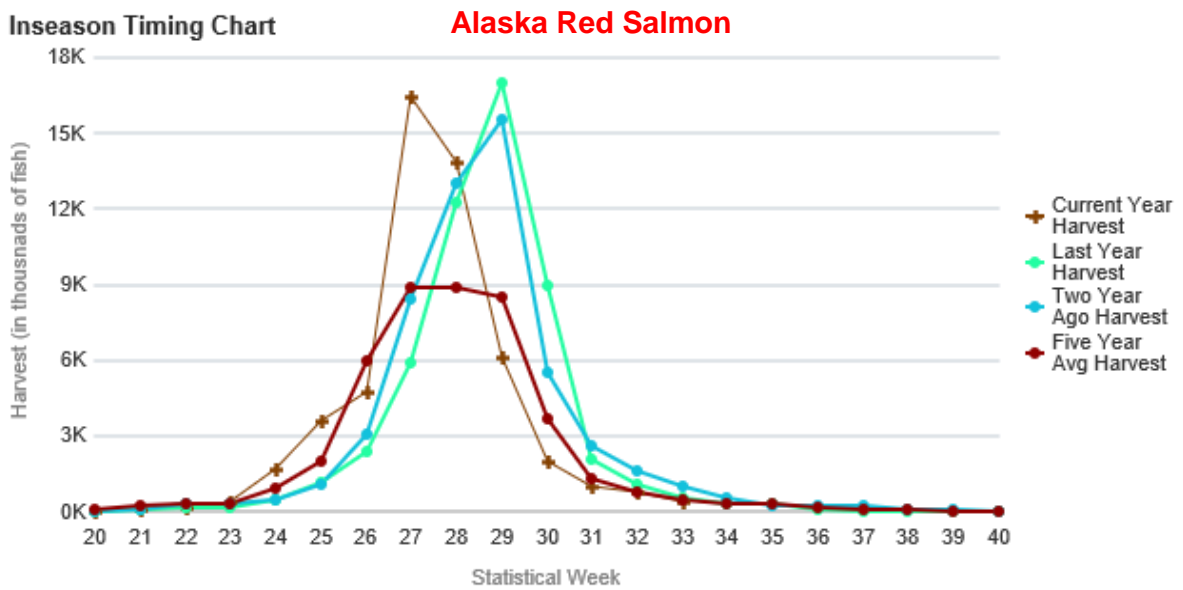
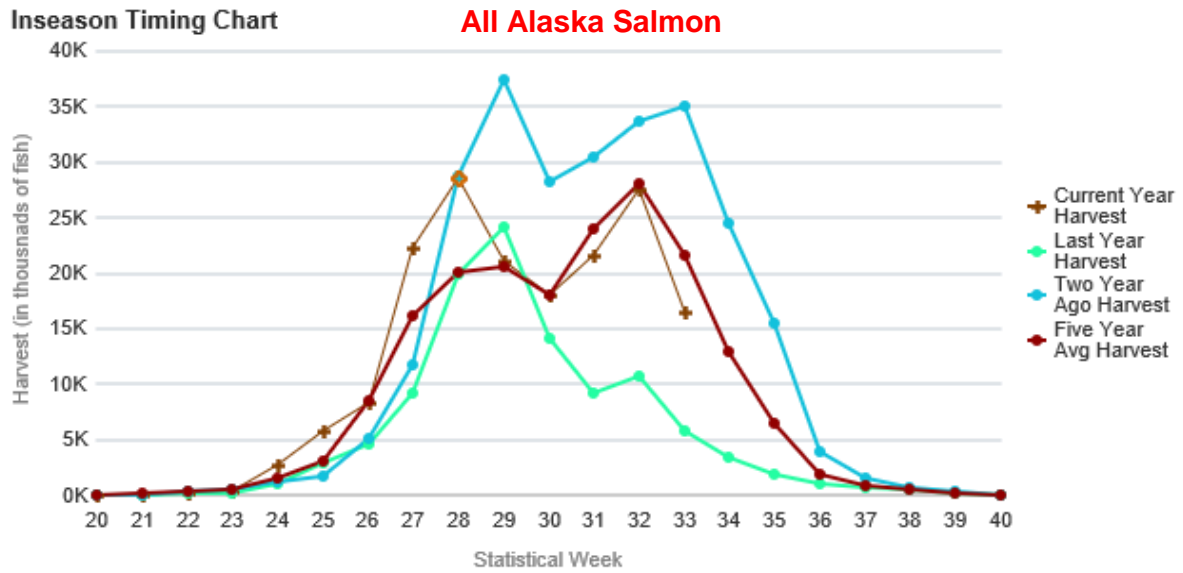
Fishing Regions	King		Red		Coho		Pink		Chum	
	2016	2017	2016	2017	2016	2017	2016	2017	2016	2017
	Actual	F'cast	Actual	F'cast	Actual	F'cast	Actual	F'cast	Actual	F'cast
Arctic-Yukon-Kusko <i>Catch Totdate:</i>	1 <i>0</i>	1 <i>0</i>	3 <i>2</i>	4 <i>2</i>	304 <i>129</i>	235 <i>129</i>	335 <i>21</i>	63 <i>21</i>	1,442 <i>1,460</i>	2,740 <i>1,460</i>
Westward Region										
Kodiak <i>Catch Totdate:</i>	8 <i>6</i>	15 <i>6</i>	2,079 <i>1,915</i>	2,435 <i>1,915</i>	209 <i>134</i>	311 <i>134</i>	3,236 <i>14,283</i>	28,100 <i>14,283</i>	405 <i>1,675</i>	634 <i>1,675</i>
Chignik <i>Catch Totdate:</i>	21 <i>4</i>	9 <i>4</i>	1,386 <i>813</i>	1,190 <i>813</i>	94 <i>87</i>	75 <i>87</i>	141 <i>4,139</i>	1,437 <i>4,139</i>	118 <i>527</i>	120 <i>527</i>
S Peninsula/Aleutians <i>Catch Totdate:</i>	13 <i>6</i>	17 <i>6</i>	2,502 <i>3,150</i>	2,269 <i>3,150</i>	186 <i>313</i>	226 <i>313</i>	2,874 <i>15,297</i>	12,419 <i>15,297</i>	424 <i>1,808</i>	631 <i>1,808</i>
North Peninsula <i>Catch Totdate:</i>	2 <i>3</i>	1 <i>3</i>	3,479 <i>3,783</i>	1,936 <i>3,783</i>	75 <i>7</i>	61 <i>7</i>	12 <i>9</i>	108 <i>9</i>	89 <i>81</i>	165 <i>81</i>
Central Region										
Prince William Sound <i>Catch Totdate:</i>	12 <i>13</i>	4 <i>13</i>	1,937 <i>1,413</i>	2,215 <i>1,413</i>	478 <i>59</i>	646 <i>59</i>	13,269 <i>40,037</i>	55,925 <i>40,037</i>	3,431 <i>5,382</i>	2,817 <i>5,382</i>
Cook Inlet <i>Catch Totdate:</i>	11 <i>8</i>	7 <i>8</i>	2,643 <i>2,060</i>	2,033 <i>2,060</i>	139 <i>258</i>	169 <i>258</i>	476 <i>1,432</i>	876 <i>1,432</i>	201 <i>397</i>	258 <i>397</i>
Bristol Bay <i>Catch Totdate:</i>	30 <i>39</i>	27 <i>39</i>	37,330 <i>37,677</i>	27,470 <i>37,677</i>	91 <i>165</i>	133 <i>165</i>	752 <i>34</i>	1 <i>34</i>	1,042 <i>1,402</i>	830 <i>1,402</i>
Southeast Region <i>Catch Totdate:</i>	305 <i>164</i>	232 <i>164</i>	1,501 <i>510</i>	1,325 <i>510</i>	2,223 <i>1,660</i>	2,843 <i>1,660</i>	18,295 <i>23,528</i>	43,000 <i>23,528</i>	9,036 <i>7,689</i>	8,552 <i>7,689</i>
Total Alaska <i>Catch Totdate:</i>	401 <i>243</i>	312 <i>243</i>	52,861 <i>51,323</i>	40,878 <i>51,323</i>	3,800 <i>2,812</i>	4,700 <i>2,812</i>	39,389 <i>98,780</i>	141,928 <i>98,780</i>	16,189 <i>20,421</i>	16,747 <i>20,421</i>

Percent of 2016 Catch	61%	97%	74%	251%	126%
Percent of 2017 Forecast	78%	126%	60%	70%	122%



Source: ADF&G

Alaska Salmon Harvest Timing Graphs, Week 33, 19 Aug 2017



Alaska Salmon Harvest Timing Graphs, Week 33, 19 Aug 2017

