

# Nickinovich & Associates

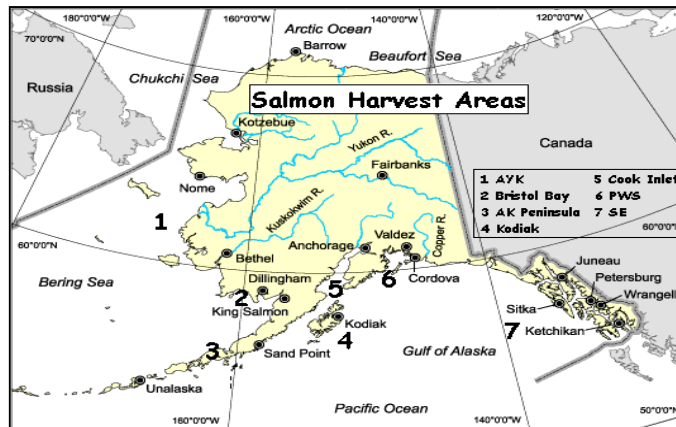
## 2017 Salmon Forecast & Harvest to Date Compared to 2016 Harvest

**Catch as of:**  
**29-Jul-17**

(Shown in Thousands of Fish)

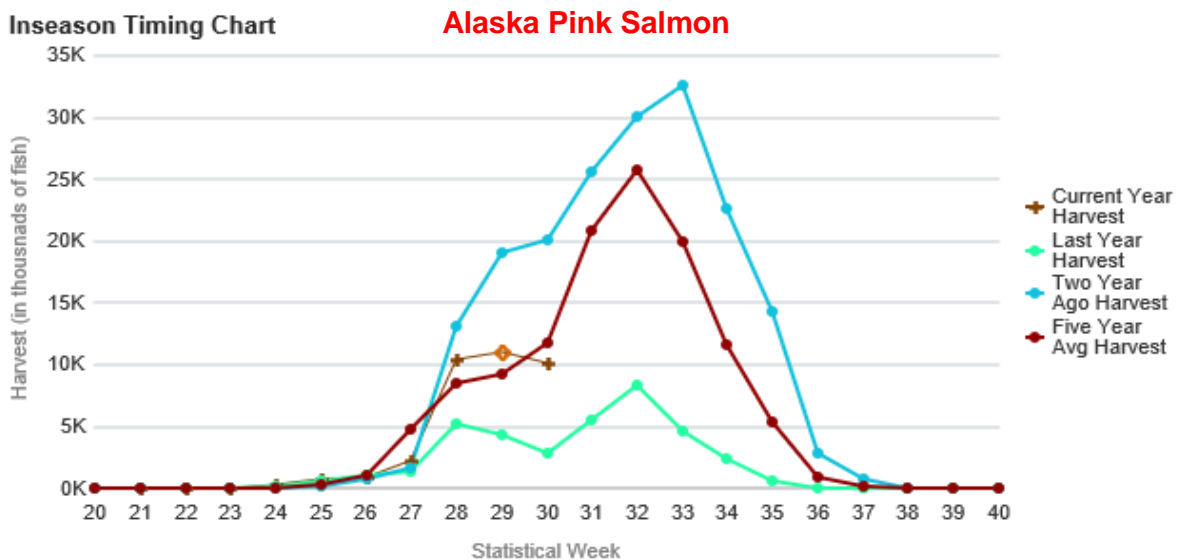
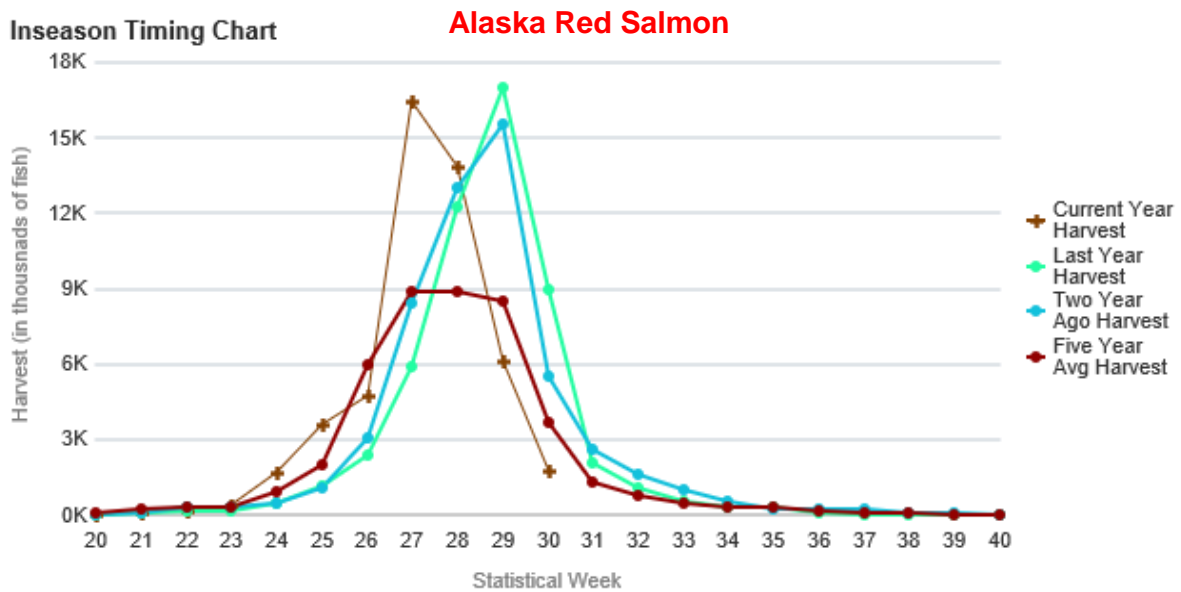
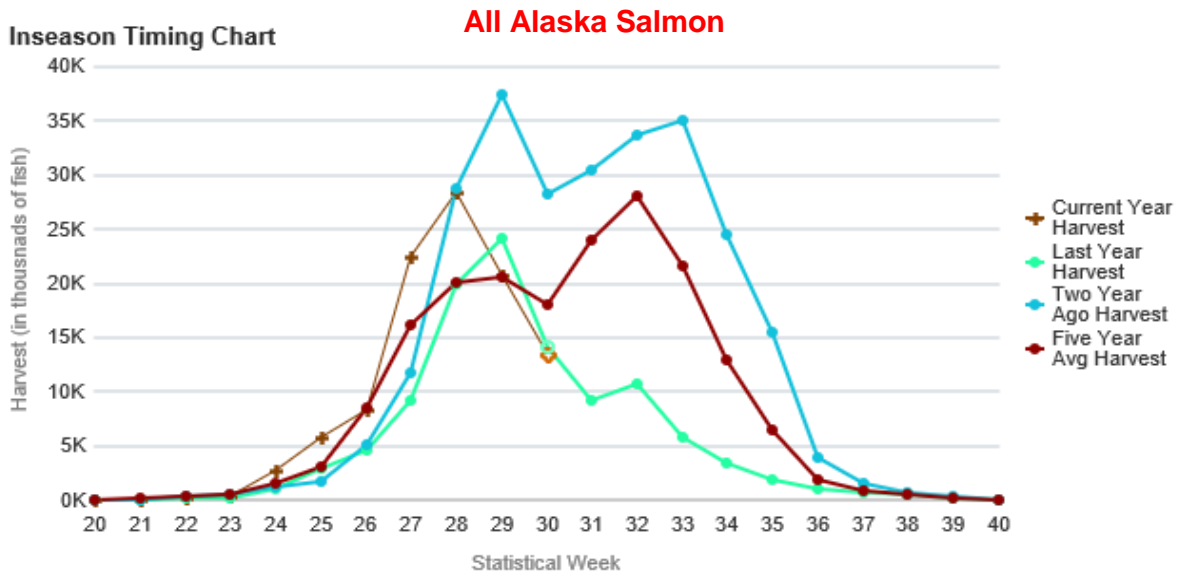
Fishing Regions	King		Red		Coho		Pink		Chum	
	2016	2017	2016	2017	2016	2017	2016	2017	2016	2017
	Actual	F'cast	Actual	F'cast	Actual	F'cast	Actual	F'cast	Actual	F'cast
Arctic-Yukon-Kusko <i>Catch Totdate:</i>	1	1 <i>0</i>	3	4 <i>1</i>	304	235 <i>5</i>	335	63 <i>20</i>	1,442	2,740 <i>968</i>
Westward Region										
Kodiak <i>Catch Totdate:</i>	8	15 <i>5</i>	2,079	2,435 <i>1,306</i>	209	311 <i>42</i>	3,236	28,100 <i>3,688</i>	405	634 <i>1,220</i>
Chignik <i>Catch Totdate:</i>	21	9 <i>2</i>	1,386	1,190 <i>665</i>	94	75 <i>20</i>	141	1,437 <i>643</i>	118	120 <i>310</i>
S Peninsula/Aleutians <i>Catch Totdate:</i>	13	17 <i>6</i>	2,502	2,269 <i>2,699</i>	186	226 <i>154</i>	2,874	12,419 <i>4,285</i>	424	631 <i>1,305</i>
North Peninsula <i>Catch Totdate:</i>	2	1 <i>3</i>	3,479	1,936 <i>3,583</i>	75	61 <i>2</i>	12	108 <i>5</i>	89	165 <i>63</i>
Central Region										
Prince William Sound <i>Catch Totdate:</i>	12	4 <i>13</i>	1,937	2,215 <i>1,304</i>	478	646 <i>7</i>	13,269	55,925 <i>18,012</i>	3,431	2,817 <i>5,064</i>
Cook Inlet <i>Catch Totdate:</i>	11	7 <i>7</i>	2,643	2,033 <i>1,581</i>	139	169 <i>31</i>	476	876 <i>245</i>	201	258 <i>240</i>
Bristol Bay <i>Catch Totdate:</i>	30	27 <i>38</i>	37,330	27,470 <i>37,492</i>	91	133 <i>8</i>	752	1 <i>28</i>	1,042	830 <i>1,373</i>
Southeast Region <i>Catch Totdate:</i>	305	232 <i>157</i>	1,501	1,325 <i>302</i>	2,223	2,843 <i>946</i>	18,295	43,000 <i>9,068</i>	9,036	8,552 <i>5,909</i>
<b>Total Alaska</b> <i>Catch Totdate:</i>	401	312 <i>231</i>	52,861	40,878 <i>48,933</i>	3,800	4,700 <i>1,215</i>	39,389	141,928 <i>35,994</i>	16,189	16,747 <i>16,452</i>

Percent of 2016 Catch	<b>58%</b>	<b>93%</b>	<b>32%</b>	<b>91%</b>	<b>102%</b>
Percent of 2017 Forecast	<b>74%</b>	<b>120%</b>	<b>26%</b>	<b>25%</b>	<b>98%</b>



Source: ADF&G

# Alaska Salmon Harvest Timing Graphs, Week 30, 29 July 2017



# Alaska Salmon Harvest Timing Graphs, Week 30, 29 July 2017

