

Nickinovich & Associates

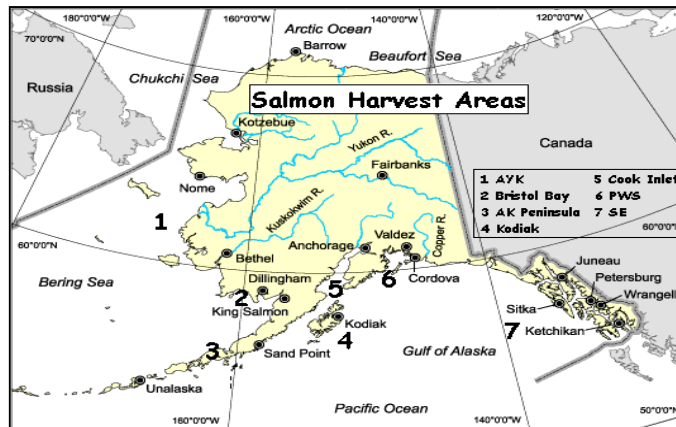
2017 Salmon Forecast & Harvest to Date Compared to 2016 Harvest

Catch as of:
15-Jul-17

(Shown in Thousands of Fish)

| Fishing Regions | King | | Red | | Coho | | Pink | | Chum | |
|--|-------------------|-------------------|-------------------------|-------------------------|---------------------|---------------------|-------------------------|--------------------------|-------------------------|-------------------------|
| | 2016 | 2017 | 2016 | 2017 | 2016 | 2017 | 2016 | 2017 | 2016 | 2017 |
| | Actual | F'cast | Actual | F'cast | Actual | F'cast | Actual | F'cast | Actual | F'cast |
| Arctic-Yukon-Kusko <i>Catch Totdate:</i> | 1 <i>0</i> | 1 <i>0</i> | 3 <i>0</i> | 4 <i>0</i> | 304 <i>0</i> | 235 <i>0</i> | 335 <i>15</i> | 63 <i>15</i> | 1,442 <i>588</i> | 2,740 <i>588</i> |
| Westward Region | | | | | | | | | | |
| Kodiak <i>Catch Totdate:</i> | 8 <i>3</i> | 15 <i>3</i> | 2,079 <i>851</i> | 2,435 <i>851</i> | 209 <i>16</i> | 311 <i>16</i> | 3,236 <i>467</i> | 28,100 <i>467</i> | 405 <i>665</i> | 634 <i>665</i> |
| Chignik <i>Catch Totdate:</i> | 21 <i>2</i> | 9 <i>2</i> | 1,386 <i>569</i> | 1,190 <i>569</i> | 94 <i>1</i> | 75 <i>1</i> | 141 <i>324</i> | 1,437 <i>324</i> | 118 <i>159</i> | 120 <i>159</i> |
| S Peninsula/Aleutians <i>Catch Totdate:</i> | 13 <i>5</i> | 17 <i>5</i> | 2,502 <i>2,198</i> | 2,269 <i>2,198</i> | 186 <i>17</i> | 226 <i>17</i> | 2,874 <i>1,876</i> | 12,419 <i>1,876</i> | 424 <i>712</i> | 631 <i>712</i> |
| North Peninsula <i>Catch Totdate:</i> | 2 <i>3</i> | 1 <i>3</i> | 3,479 <i>2,562</i> | 1,936 <i>2,562</i> | 75 <i>0</i> | 61 <i>0</i> | 12 <i>1</i> | 108 <i>1</i> | 89 <i>19</i> | 165 <i>19</i> |
| Central Region | | | | | | | | | | |
| Prince William Sound <i>Catch Totdate:</i> | 12 <i>13</i> | 4 <i>13</i> | 1,937 <i>1,056</i> | 2,215 <i>1,056</i> | 478 <i>1</i> | 646 <i>1</i> | 13,269 <i>9,046</i> | 55,925 <i>9,046</i> | 3,431 <i>3,376</i> | 2,817 <i>3,376</i> |
| Cook Inlet <i>Catch Totdate:</i> | 11 <i>4</i> | 7 <i>4</i> | 2,643 <i>976</i> | 2,033 <i>976</i> | 139 <i>7</i> | 169 <i>7</i> | 476 <i>71</i> | 876 <i>71</i> | 201 <i>107</i> | 258 <i>107</i> |
| Bristol Bay <i>Catch Totdate:</i> | 30 <i>35</i> | 27 <i>35</i> | 37,330 <i>30,926</i> | 27,470 <i>30,926</i> | 91 <i>0</i> | 133 <i>0</i> | 752 <i>9</i> | 1 <i>9</i> | 1,042 <i>1,258</i> | 830 <i>1,258</i> |
| Southeast Region <i>Catch Totdate:</i> | 305 <i>149</i> | 232 <i>149</i> | 1,501 <i>147</i> | 1,325 <i>147</i> | 2,223 <i>255</i> | 2,843 <i>255</i> | 18,295 <i>1,215</i> | 43,000 <i>1,215</i> | 9,036 <i>3,135</i> | 8,552 <i>3,135</i> |
| Total Alaska <i>Catch Totdate:</i> | 401 <i>214</i> | 312 <i>214</i> | 52,861 <i>39,285</i> | 40,878 <i>39,285</i> | 3,800 <i>297</i> | 4,700 <i>297</i> | 39,389 <i>13,024</i> | 141,928 <i>13,024</i> | 16,189 <i>10,019</i> | 16,747 <i>10,019</i> |

| | | | | | |
|--------------------------|------------|------------|-----------|------------|------------|
| Percent of 2016 Catch | 53% | 74% | 8% | 33% | 62% |
| Percent of 2017 Forecast | 69% | 96% | 6% | 9% | 60% |

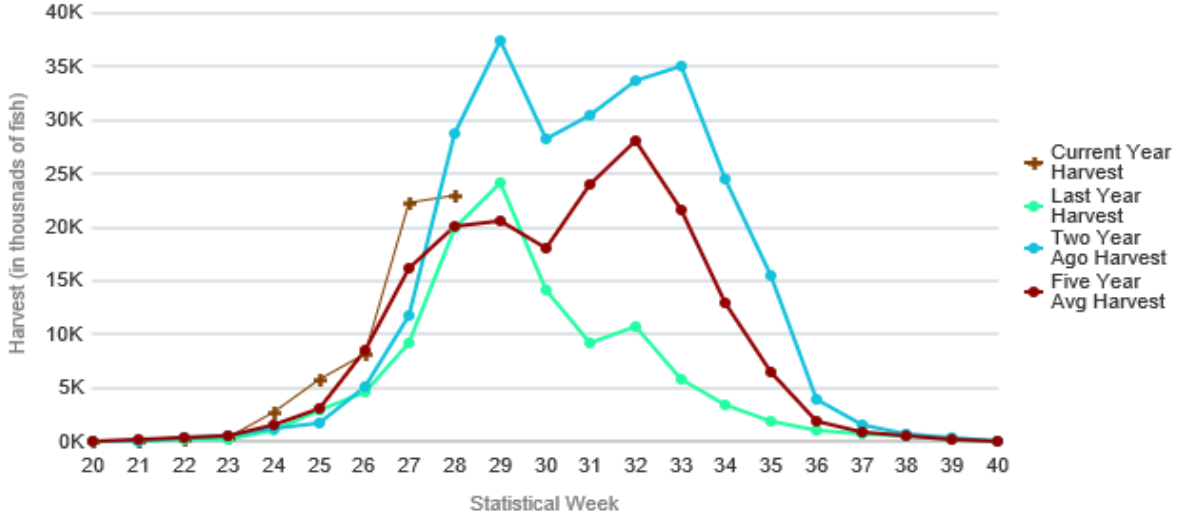


Source: ADF&G

Alaska Salmon Harvest Timing Graphs, Week 28, 15 July 2017

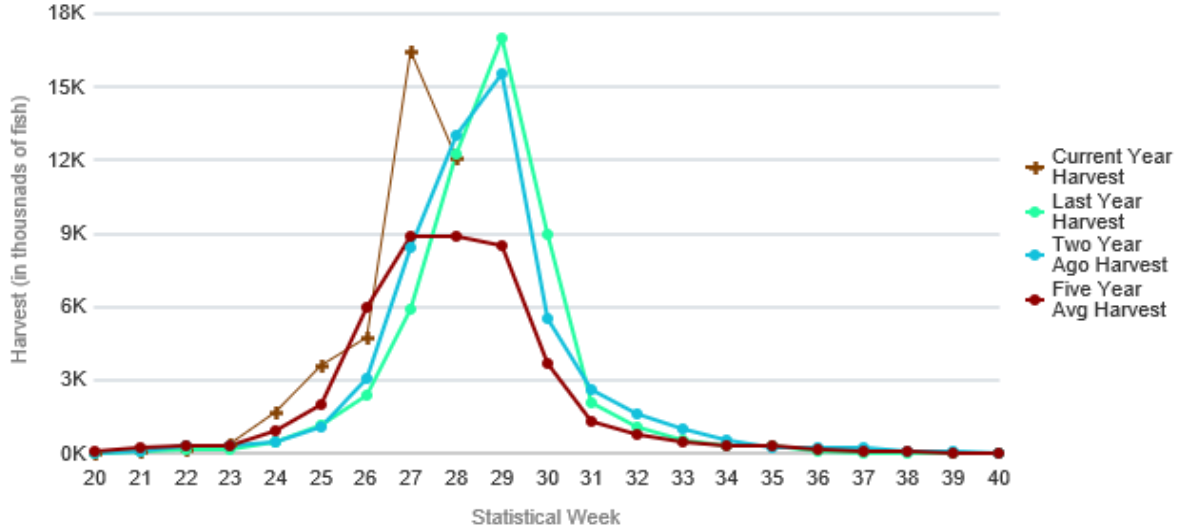
All Alaska Salmon

Inseason Timing Chart



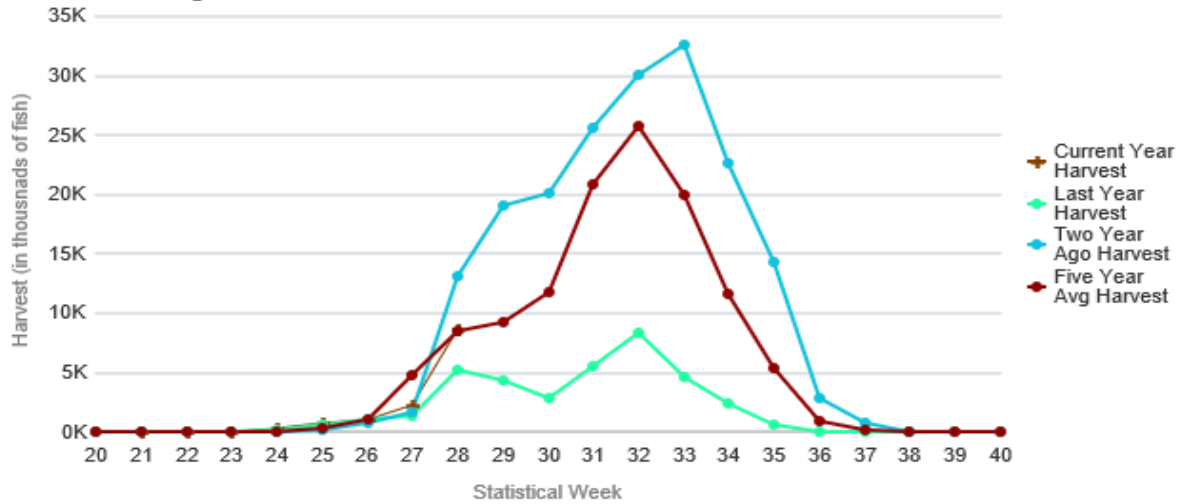
Alaska Red Salmon

Inseason Timing Chart



Alaska Pink Salmon

Inseason Timing Chart



Alaska Salmon Harvest Timing Graphs, Week 28, 15 July 2017

